

Published in Strategic Alliance Quarterly — Q3 2022

The State of Alliance Management

Across Industries, Alliances Continue to Gain Traction. But Where Are the Biggest Gains, and Where Will the Highest Returns Be Found in the Next Five Years?

Alliances are becoming more and more a critical part of the fabric of corporate strategy across industries and functions, especially as peers in the life sciences, technology, and financial services industries find great success through their external relationships. Every few years, we survey our network to assess the state of alliance management: where we were, where we are, and where we are headed. The insights that follow in this piece are based on data gathered in 2021 and 2022 from 183 alliance and account management professionals across 11 industries, as well as more than 25 years' worth of consulting for alliance management professionals to help them execute an increasingly diverse array of impactful and complex alliances.

We asked our respondents a few key questions to better understand the true state of alliance management today, and where it might be going next.

How Is the Use of Partnerships Evolving?

Companies are increasingly using a broad variety of alliance and partnership types (see Figure 1), and their investments are yielding returns. On average, alliances have driven one-third of company revenue during the past five years. Furthermore, our data suggest that performance is fairly consistent across alliance types — in other words, contribution to company performance depends on factors such as industry and alliance management maturity, not partnership type. Additionally, leaders and alliance professionals report that they expect the contribution of alliances to increase over the next five years. More than half (53 percent) of respondents further indicated that they expect significant growth to come from two to three different types of partnerships.

Alliances are not only seen as revenue drivers, but also as sources of innovation. Sixty-two percent of respondents reported that “Most” or “A great deal” of their innovation currently comes from collaborating with third parties.

Compared with five years ago, nearly twice as many respondents reported that “Most” of their innovation comes through collaboration with third parties. Over the next five years, it is expected that more than half of a company’s success will come from partnerships (either with competitors — cooperation — or with organizations that have no competitive overlap).

The study results are also fairly homogenous across the industries with the most representation in the data (life sciences, healthcare, financial services, and technology). Their share of total revenue from alliances over the last five years spans from 27 percent to 36 percent, with life sciences (which includes biopharma) being the lowest. Over the next five years, the four industries all expect a more than 70 percent increase in revenue from partnerships, with life sciences coming in highest at 84 percent.

Partnership Types	
Supplier Partnership	Partner provides product or services that are consumed by your company
Customer Partnership	Partner consumes product or services from your company
Platform Partnership	Partner owns and administers a technology used to distribute one or more of our company’s solutions through to end customers (often in exchange for a fee; may be a marketplace)
R&D Partnership	Partner collaborates with your company to advance learning and innovation — may involve co-creation or development of solutions (could be sold by either company)
Value-added Partnership	Partner distributes one or more of your company’s solutions to their clients, either as-is or combined with other solutions (can sometimes include joint sales)
Co-marketing Partnership	The partners leverage each other’s relationships, brand, budget, and reach to promote proprietary or co-developed content or solutions
Ecosystem Partnership	Multiple companies work in concert to support clients, with interconnections between the participating companies — often built around a critical platform partnership

Other definitions we’ve heard...

- ▶ Multiple partners coming together to deliver a cohesive solution
- ▶ Working in a way that transcends traditional “binary” relationships between partners
- ▶ Any firms that help us grow our business
- ▶ Partners of our partners

Figure 1

Across the industries represented in the study, we also observe different expectations for which alliance types will contribute most to future revenue. More than 50 percent of life sciences respondents, unsurprisingly, reported that R&D partnerships will contribute significantly to revenue, with platform partnerships also coming in at a high 44 percent. Healthcare respondents rated ecosystem alliances and partnerships with suppliers and resellers as significant drivers of future revenue.

Consistent with the rapid innovation and digitalization occurring in financial services right now, financial services firms expect customer partnerships to be their most significant revenue driver. Banks are working closely with traditional and new suppliers to transform systems to enable digital-first and/or digital-only experiences for their customers. Commercial lenders are working closely with both their lending customers and their supply chain of systems and data providers to create tools to better model and manage risk given changes in the business environment such as inflation, climate, logistics, and regulatory expectations.

Consistent with the past several years, technology companies expect most revenue growth from ecosystem partnerships and reseller partners. In the HR technology space, for example, customer demand for interoperability and reduced time to impact has caused ecosystems to coalesce around HCM systems and led to the creation of partnership marketplaces. These marketplaces have added value by making research, purchasing, and implementation easier for customers and more cost effective for many companies. At the same time, reselling relationships between technology providers and the firms that advise customers on their overall systems architecture have remained an important part of the fabric of the industry.



What's Up with "Multilateral" Alliances?

Multilateral alliances — collaborations where three or more firms work together to achieve a shared objective — have become increasingly prevalent. Over the past five years, 33 percent of alliances have been multilateral.

Healthcare has the highest prevalence of multilateral alliances at 42 percent, while life sciences has the lowest prevalence at 19 percent. Across industries, 80 percent of companies expect to increase their number of multilateral alliances over the coming five years.

While they are undoubtedly more complex to establish and manage, multilateral alliances are gaining in popularity — because they are driving results. During the past three years, companies that invest more heavily in multilateral alliances experienced significantly greater revenue growth compared to others. Companies in the top quartile (where 50–100 percent of alliances were multilateral) had 4.5 times more revenue growth than the bottom quartile (where less than 15 percent of alliances were multilateral). Those in the second and third quartiles show increasing revenue growth as their use of multilateral alliances increases.

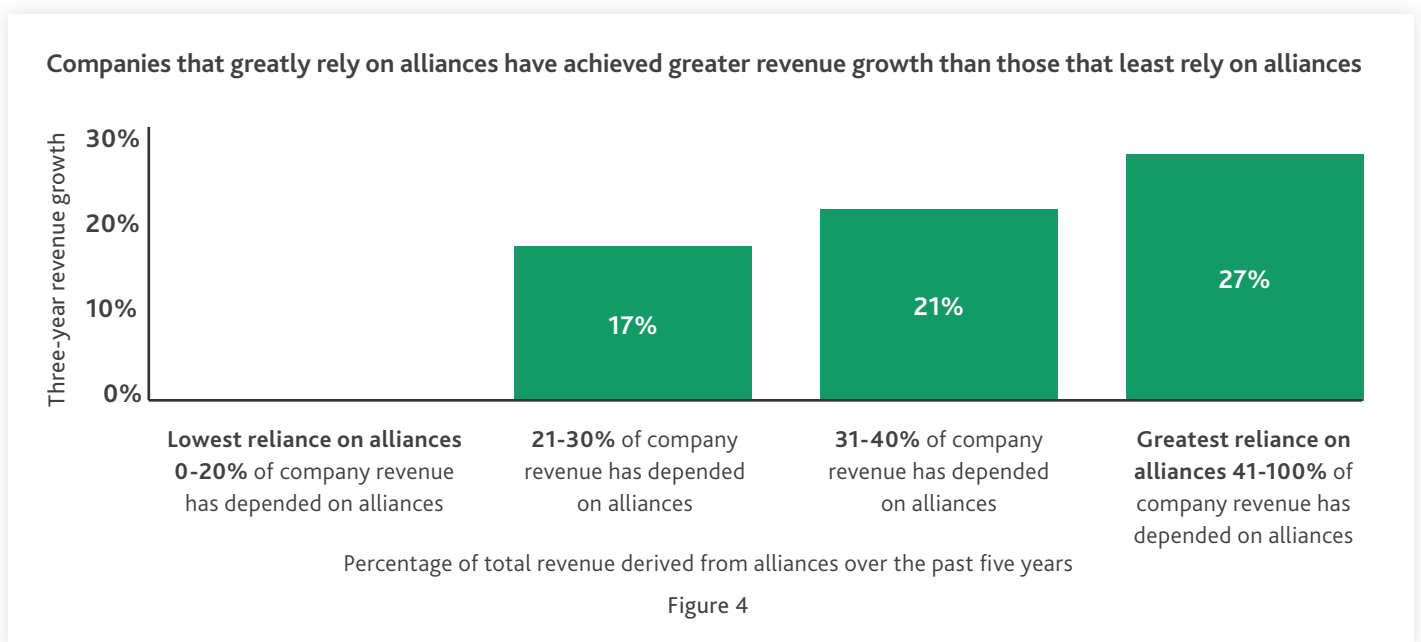
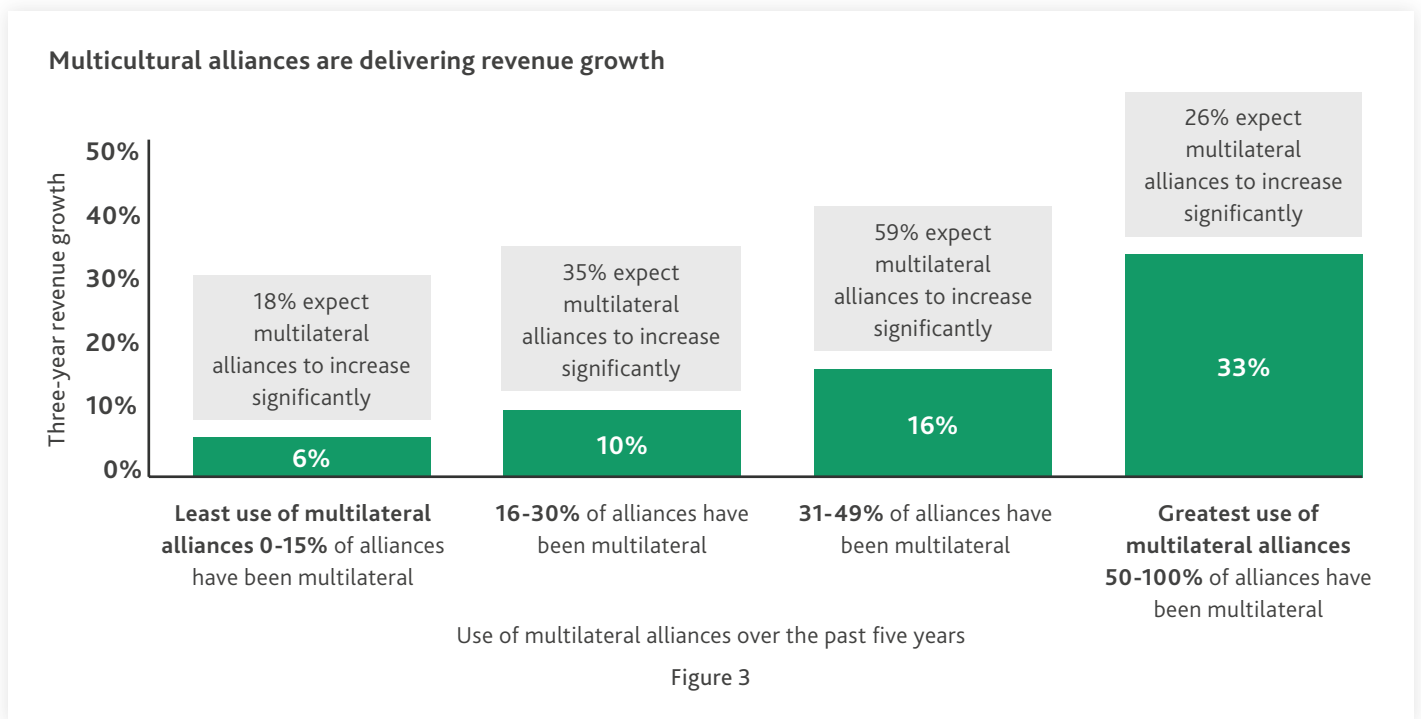
Alliance Contribution Over Time By Industry			
	In the past Measured in 2015	Today	In the future
	Companies where partnerships were viewed as "very important" or "mission critical"	Companies that generate 20% or more of their revenue from partnerships	Companies that expect partnership revenue to increase over the next five years
Life Sciences	89%	64%	84%
Healthcare	63%	90%	71%
Financial Services	58%	86%	75%
Technology	70%	78%	73%

Figure 2

But Are Alliances Delivering on Their Promise?

The results of our study are unambiguous: companies that rely more heavily on alliances have achieved significantly more revenue growth than those that rely least on alliances. Three-year revenue growth for companies with the greatest reliance on alliances was 27 percent, while growth for those with the lowest reliance on alliances was flat.

These results are consistent with findings from our 2020 study on cooperation. At companies expecting that more than 75 percent of future success would be the result of external assets and capabilities, revenue grew 73 percent more compared with companies that expect at least half of their success will come from internal assets and capabilities.



OK, but Don't Many Alliances Fail?

Alliances are not a silver bullet, and success is not guaranteed.

Alliance failure rates from 1996 until today have remained relatively constant. Interestingly, we found that those companies that expect alliance revenue to increase over the next five years had a higher failure rate compared to those that thought alliance revenue would likely decrease. We suspect this reflects an openness to experimentation — and a greater comfort with failure — on the part of high-alliance-usage organizations. These companies are more likely to accept failure as part of the required investment in innovation. In the pharmaceutical industry in particular, many alliances fail for “technical” reasons, as the hypotheses about the effects of a compound or protein are invalidated by research.

When we control for organizational maturity in alliance management, failures are no more likely when they arise in the context of an alliance versus internal R&D, and the alliance has the benefit of spreading risk, cost, and learning across multiple organizations. Our study also found no correlation between alliance failure rates by industry and the revenue realized from alliances over the last five years.

Across different partnership types, we found that the highest failure rates occurred in platform and ecosystem partnerships, which is not surprising given the technical complexity associated with many of the former, and the commercial and collaboration challenges of the latter.

More than half of partnerships fail to fully achieve their objectives

Partnership Failure Rates Over Time

Excluding those that end for technical reasons (e.g., the science or technology did not work)

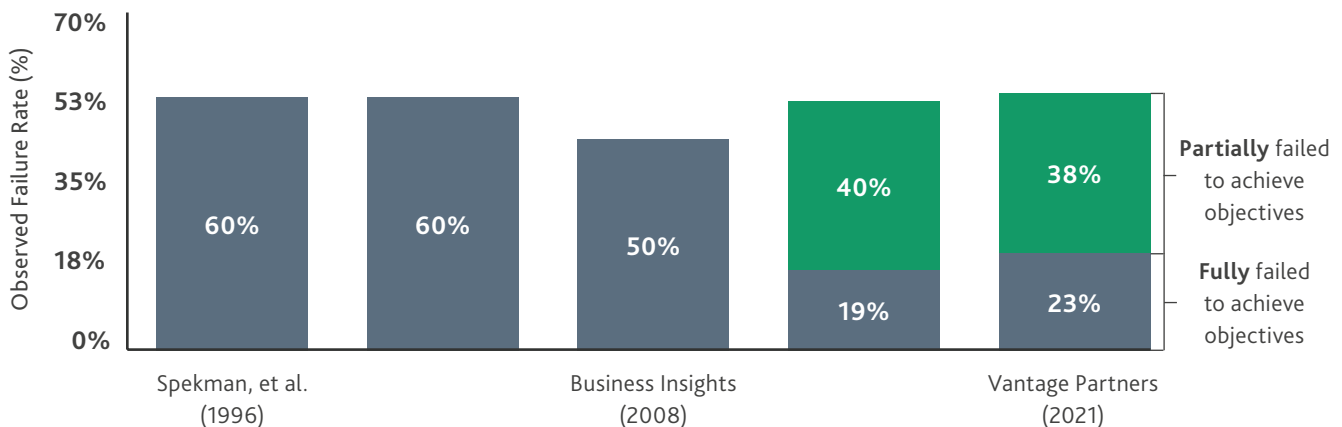


Figure 5

What's Contributing to Alliance Success or Failure?

Where should alliance professionals focus their efforts in order to optimize results? The top three reported contributors to alliance underperformance were:

1. Lack of internal alignment within at least one partner
2. Failure to understand differences in goals and priorities between partners
3. Lack of sufficiently robust joint governance

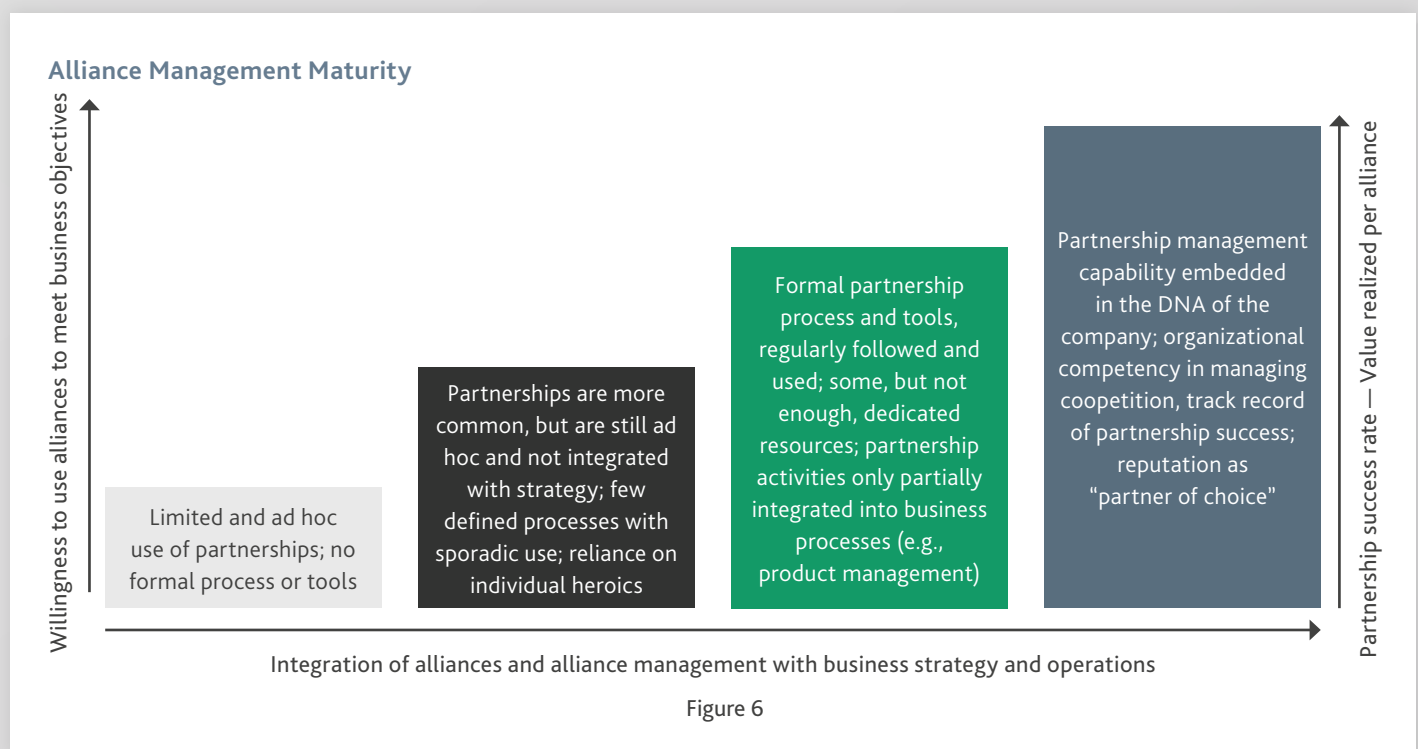
Interestingly, the lowest reported contributor to alliance failure was "Selected the wrong partner." Human nature being what it is, blaming the partner when an alliance fails is often a natural reaction. While not terribly surprising, the fact that most alliance professionals do not fall prey to this tendency is a welcome finding — and yet another validation of the importance of having a professional alliance management function.

What Does It All Mean? Key Takeaways.

Alliances have become mainstream. Today, most organizations leverage alliances as a tool to drive customer value, deal with competitive threats, and enable innovation. The companies that realize the greatest returns on their alliances share several characteristics. They:

- ▶ Use multiple alliance models, including multilateral alliances
- ▶ Expect that some alliances will fail to deliver on their potential
- ▶ Cull lessons from every alliance — successful or unsuccessful — to inform future choices
- ▶ Invest heavily in mechanisms to spot and address gaps in alignment within their company, as well as between them and their alliance partners

Across industries, more companies today are building robust, mature alliance management capabilities (see Figure 6), and these are the companies that our research indicates will deliver the best results for their customers, employees, and shareholders over the next few years.



Contact Us

Jonathan Hughes is National Managing Principal and Global Practice Leader for Management Consulting at BDO. He has worked with leading companies and state-owned enterprises across a range of industries in North and South America, Europe, Asia, Australia, and Africa, with a focus on growth strategies, initiating and responding to disruptive competition, external innovation, and supply chain transformation. In addition to Ivey Business Journal, Jonathan's articles have appeared in Harvard Business Review, California Management Review, MIT Sloan Management Review, and other journals. A graduate of Harvard University, Jonathan has been a guest lecturer at the Fuqua School of Business at Duke University, the Darden School of Business at the University of Virginia, the US Military Academy at West Point, the Wharton School of Business at the University of Pennsylvania, and the Advanced Program of Instruction for Lawyers at Harvard Law School.

Jonathan can be reached at jonathan.hughes@bdo.com.

Jessica Wadd is Principal and leader of the Strategy and Innovation segment for BDO Management Consulting. Her work focuses on strategy development, business model innovation, commercialization strategies for new technology, and the use of strategic alliances to enhance competitive advantage and increase strategic agility. Jessica frequently leverages ideas from the fields of behavioral economics and game theory to help clients in diverse industries, including high-tech, manufacturing, financial services, life sciences, healthcare, and professional services. Jessica holds an MSc in Behavioral Economics from the University of Nottingham as well as BAs in both English and Economics from Bryn Maw College.

Contact Jessica at jwadd@bdo.com.

Drew Roberts is a Senior Analyst, Sales Strategy, at HubSpot. Prior to joining HubSpot, he worked as a consultant with Jonathan and Jessica. He received his BS and MS in Economics from Northeastern University.

Our purpose is helping people thrive, every day. Together, we are focused on delivering exceptional and sustainable outcomes and value for our people, our clients and our communities. BDO is proud to be an ESOP company, reflecting a culture that puts people first. BDO professionals provide assurance, tax and advisory services for a diverse range of clients across the U.S. and in over 160 countries through our global organization.

BDO is the brand name for the BDO network and for each of the BDO Member Firms. BDO USA, P.C., a Virginia professional corporation, is the U.S. member of BDO International Limited, a UK company limited by guarantee, and forms part of the international BDO network of independent member firms. For more information, please visit: www.bdo.com.

© 2024 BDO USA, P.C. All rights reserved.

